



1821–2021
MADE
by McGill

Class of
2021

GRADUATION
PARTY PACK



It's *your* day. Convocation is here!

Wherever you are in the world, you are part of the resilient, motivated and accomplished **McGill Class of 2021**.
Be proud of your achievements. It's time to celebrate **you**, with a little help from your fellow graduates, family and friends.



DECORATE

Paint the town (well, your home) McGill red.



SHOW YOUR PRIDE

Wear what makes you feel proud – make your own graduation cap and tassel.



CELEBRATE

Invite your family and friends to tune in to your Virtual Ceremony to see your name “in lights” and share your excitement online – it's time to celebrate your accomplishment!



CONGRATS, GRAD!

You're officially a member of the McGill Alumni Association!



Decorate.

BACKGROUND DECOR

Set the mood for this momentous occasion by decorating, McGill-style. Print, cut, and use these decorations below to make the day more special for you. Cover your front door, bedroom door, bathroom mirror, mailbox, window or any place where you feel like showcasing your McGill pride. Your friends and family – whether near or far – can join in the fun, too!



McGill



Proud to be a
McGillian



Fier d'être
McGillois



Fière d'être
McGilloise





1821 – 2021

MADE

by McGill





McGill

— 2021 —

graduate



McGill

«Promo» 2021



VIRTUAL BACKGROUNDS

Jazz up your video calls with friends and family using these [Bicentennial-themed backgrounds](#).







Decorate.

PHOTO PROPS

For bonus fun, hang some decorations on a blank wall or curtain to create an at-home photobooth. Use some leftover gift wrap to make a festive background. Create photo props using the cutouts below, taping them to a pen or Popsicle stick, and then share on social using the hashtags **#McGillGrad** and **#McGill200**, and tag **@McGillAlumni** in your posts.





#McGillGrad



#McGillAlumni



I  McGill



J'  McGill



Congrats!



Bravo!



Show your pride.

What's your convocation dress code? Whether you dress to impress or opt for some classic McGill swag and jeans, wear what makes you feel like the accomplished graduate you are. Take an obligatory selfie and share your look on social using the hashtags **#McGillGrad** and **#McGill200**, and tag **@McGillAlumni** in your post.

DECORATE YOUR MORTARBOARD


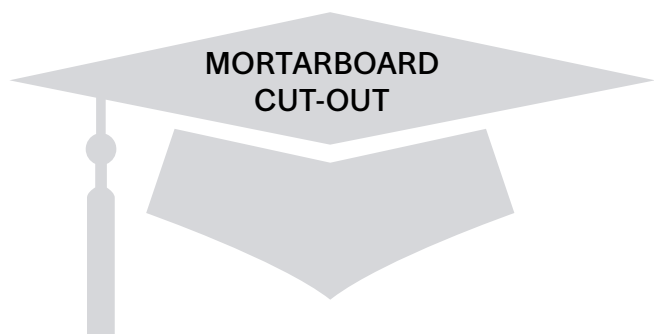
Show your McGill pride while letting your creative side shine by decorating your own graduation mortarboard. Print and cut the cap outline on the following page, and use whatever you have on hand to personalize it: leaves or flowers, puzzle pieces, stickers, photos, magazine clippings, paint, coloured pencils, markers – anything goes! Share photos of your creation on social media using the hashtag **#McGillGrad**.

Don't have a graduation cap?
Make your own with just a few supplies.
Watch a video tutorial [here](#)*

or read the steps:
[Make your own grad cap step-by-step](#)

Finish your mortarboard with a tassel.
Watch a video tutorial [here](#)

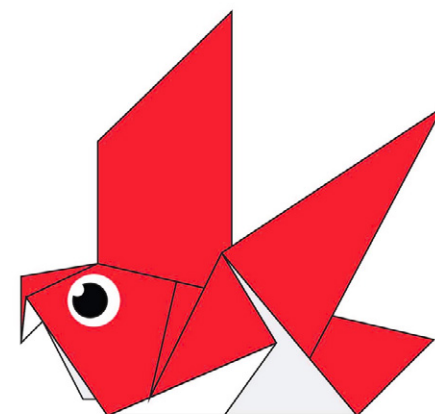







ORIGAMI MARTLET

Have fun creating your own origami martlet (or two!) with the easy step-by-step guide shown on the next page. Post a photo of your creation on social media.

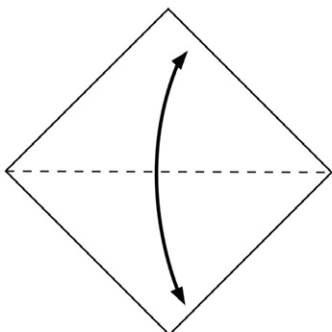


You can watch a video tutorial online [here](#).



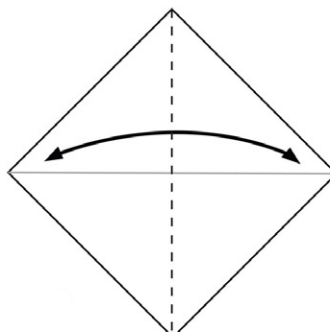


1



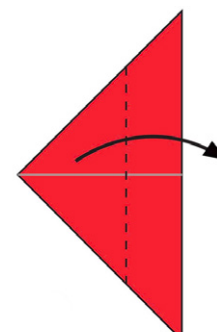
Put the coloured side of paper face down. Fold the paper in half and then unfold it.

2



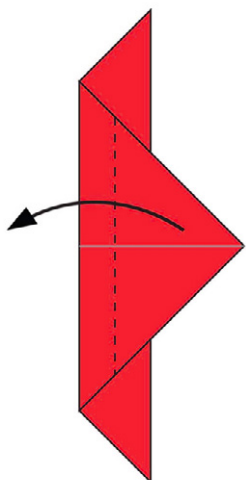
Fold the paper in half the other way.

3



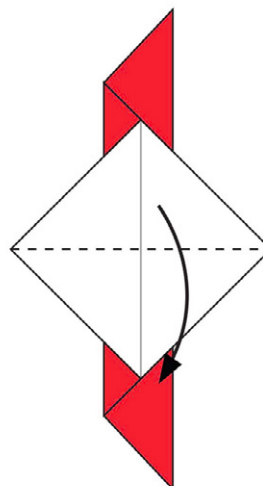
Fold both layers of paper to the right – a little more than halfway down – along the dotted line.

4



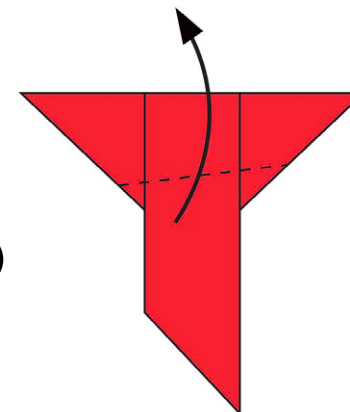
Fold the top layer of paper to the left – more than halfway down – along the dotted line.

5



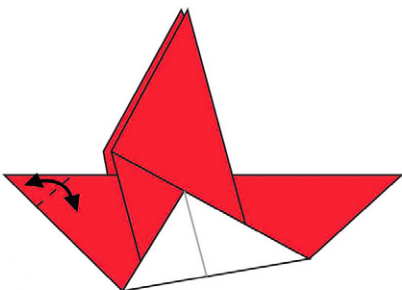
Fold the model in half along the dotted line.

6



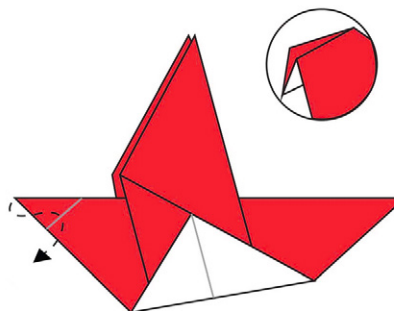
Fold the top flap of paper up along the dotted line. Repeat on the other side.

7



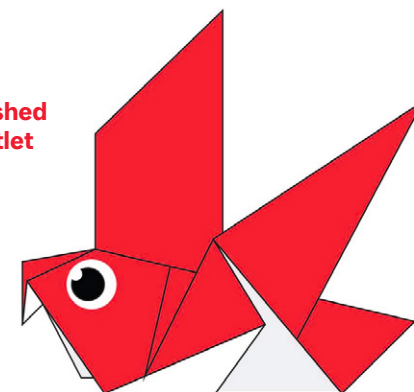
Fold the paper along the dotted line and then unfold it.

8



Using the crease from the previous step, fold the tip inward to form the beak.

**Finished
martlet**





Celebrate.

Convocation is **your** day. That's when you will join the ranks as a freshly-minted McGill graduate! Be sure to check your email regularly leading up to June 10, 2021 for instructions from the University on how to access your Virtual Ceremony. The entire McGill community will be ready to celebrate your incredible accomplishment with you. Don't forget to watch for your name!

GRADUATE SHOW-AND-TELL

Reflect on some of your best times at McGill. Share your answers with your family and friends – they may have some of the same ones!



- ▶ What's your go-to eatery in Montreal?
- ▶ What was the best class you took at McGill?
- ▶ Share a photo of you and your friends at McGill.
- ▶ What's your proudest accomplishment from your time at McGill?
- ▶ Favourite place to work or study on campus?
- ▶ Favourite place to lounge or snooze on campus?
- ▶ Your top tip for surviving a Montreal winter?
- ▶ Your most memorable moment at McGill.



Congrats, grad!

**YOU DID IT, CLASS OF 2021:
WELCOME TO THE MCGILL ALUMNI COMMUNITY!**

The McGill Alumni Association will be your anchor for your career and your life. It's your ticket to staying connected, getting ahead and making the most of your network. There's no membership fee, but there are plenty of benefits. Not only will your membership help you keep in touch with your McGill friends and classmates; it will also give you access to career services and tools, exciting engagement opportunities, discounts and a community of more than **275,000 McGill alumni around the world.**

Congratulations, Class of 2021! You are an exceptional class that will no doubt make an exceptional impact in the world. We are proud to officially welcome you into the McGill Alumni community!

alumni.mcgill.ca

 @McGillUniversityAlumni |  @mcgillalumni |  @McGillAlumni
 McGill University Alumni |  McGill Alumni

