



Bicentennial **At-Home**
Homecoming 2021

September 29-October 2

Party Pack

1821 – 2021
MADE
by McGill

Welcome to Bicentennial At-Home Homecoming!

In honour of our 200th anniversary, we are celebrating our pride as McGillians through many virtual events and activities, delivered to you in the comfort of your own home.

DECORATE


Paint the town (well, your home)
McGill red with fun props and cut-outs.

PARTICIPATE

Tune in for a series of must-see virtual
events, and don't forget to share your
Made by McGill story online!

CELEBRATE


Mark this special year by celebrating
with family and friends, and sharing
your experience on social media.





Decorate.

Get in the Homecoming spirit by decorating, McGill-style. Print, cut out, and use these decorations throughout your home for an extra festive experience.



McGill



I  **McGill**



J'  **McGill**



Bicentennial **At-Home**
Homecoming 2021

September 29-October 2





Proud to be a
McGillian



Fier d'être
McGillois





Fière d'être
McGilloise





Participate.

Join the alumni community for virtual renditions of signature Homecoming lectures, as well as a Town Hall with the Principal and faculty intergenerational conversations. Feeling creative? Make photo props by cutting out the images below and taping them to a pen or Popsicle stick. Take photos and share them on social media using the hashtags [#McGillAlumni](#) and [#McGillHomecoming](#).





#McGillAlumni



#McGillHomecoming

MADE BY MCGILL STORIES

How were you Made by McGill? Bicentennial At-Home Homecoming is the perfect time to share your story and claim your place in the University's 200-year history.



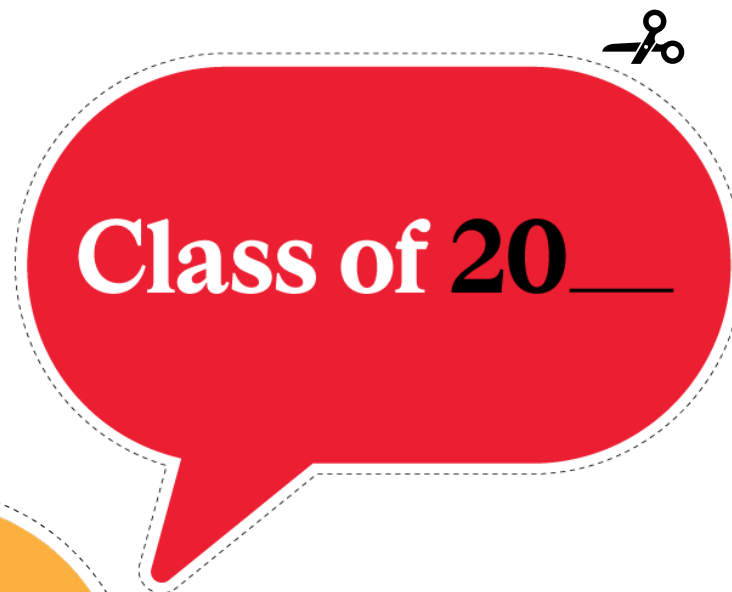
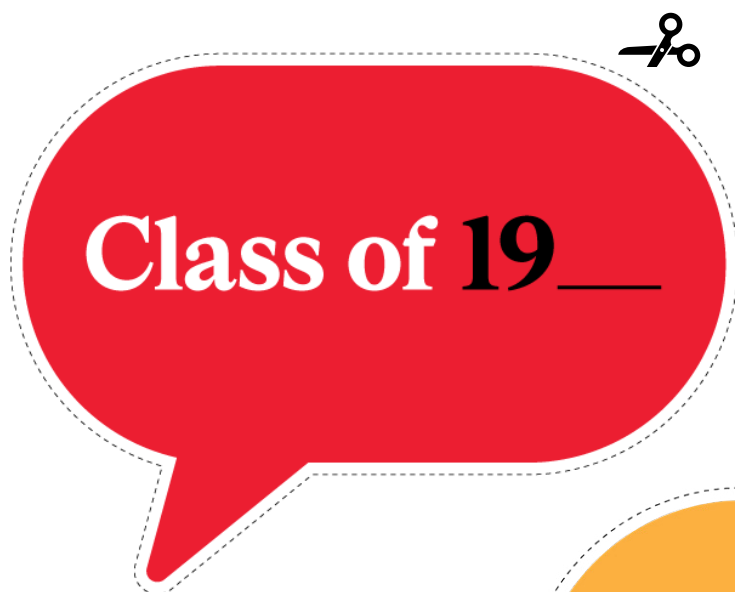
Not sure where to start?
Here are a few tips:

- › **Don't be afraid to get personal:** Take us inside your McGill experience by describing the people, places, ideas or moments that shaped you.
- › **Share your passion:** Did your time at McGill help you find your voice? Tell us how you've used your talents and training to make a difference.
- › **Get inspired:** Read some of the stories McGillians have shared on the Made by McGill website. (And don't worry - you don't have to write a novel! Your story can be short and sweet.)
- › Click [here](#) to go to the online submission form
- › Explore Made by McGill stories [here](#)



Celebrate.


Whether you received your diploma recently or decades ago, Bicentennial At-Home Homecoming is still the place to celebrate your milestone. Make photo props by cutting out the images below and taping them to a pen or Popsicle stick. Take photos and share them on social media using the hashtags **#McGillAlumni** and **#McGillHomecoming**.



VIRTUAL BACKGROUNDS

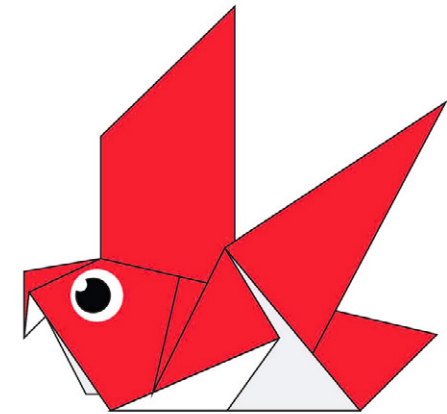
Jazz up your video calls with friends and family using these [Bicentennial-themed backgrounds](#)






ORIGAMI MARTLET

Have fun creating your own origami martlet (or two!) with the easy step-by-step guide shown on the next page. Post a photo of your creation on social media.

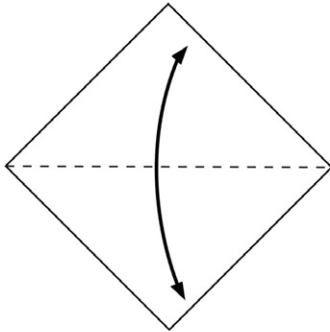


You can watch a video tutorial online [here](#)



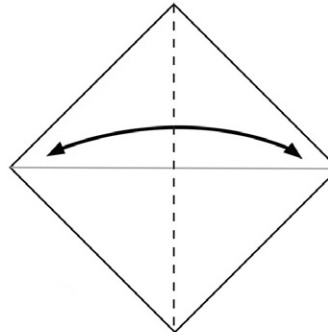


1



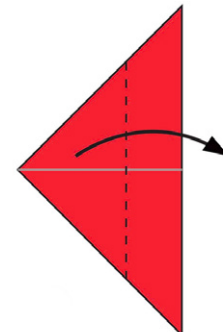
Put the coloured side of the paper face down. Fold the paper in half and then unfold it.

2



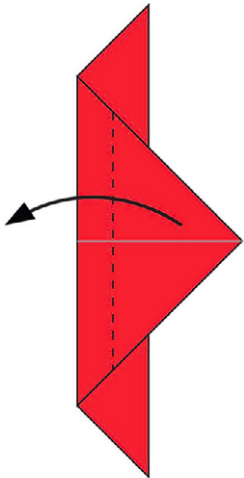
Fold the paper in half the other way.

3



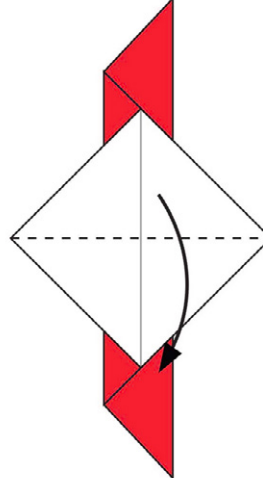
Fold both layers of paper to the right – a little more than halfway down – along the dotted line.

4



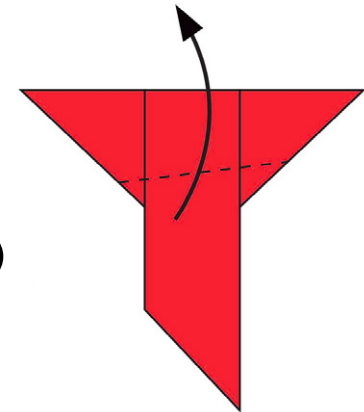
Fold the top layer of paper to the left – more than halfway down – along the dotted line.

5



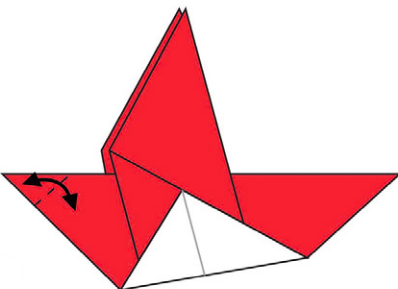
Fold the model in half along the dotted line.

6



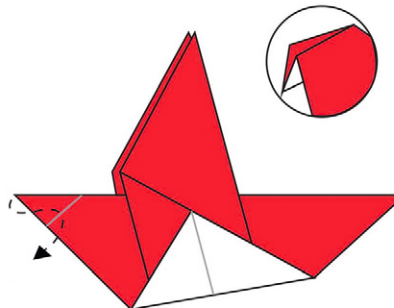
Fold the top flap of paper up along the dotted line. Repeat on the other side.

7




Fold the paper along the dotted line and then unfold it.

8



Using the crease from the previous step, fold the tip inward to form the beak.

**Finished
martlet**








Your MAA is *here for you.*

The McGill Alumni Association is your gateway to McGill. From virtual events to interest groups and mentorship experiences, the MAA offers opportunities for you to get involved and connect with fellow alumni.

Stay up to date on all the latest news by following the McGill Alumni social media accounts and visiting our website, where you can also check the schedule of events to see what exciting virtual get-togethers are in store this year.

alumni.mcgill.ca

 @McGillUniversityAlumni |  @mcgillalumni |  @McGillAlumni
 McGill Alumni |  [McGillConnect](#)

